



# Exploiting a Blind Format String Vulnerability in Modern Binaries

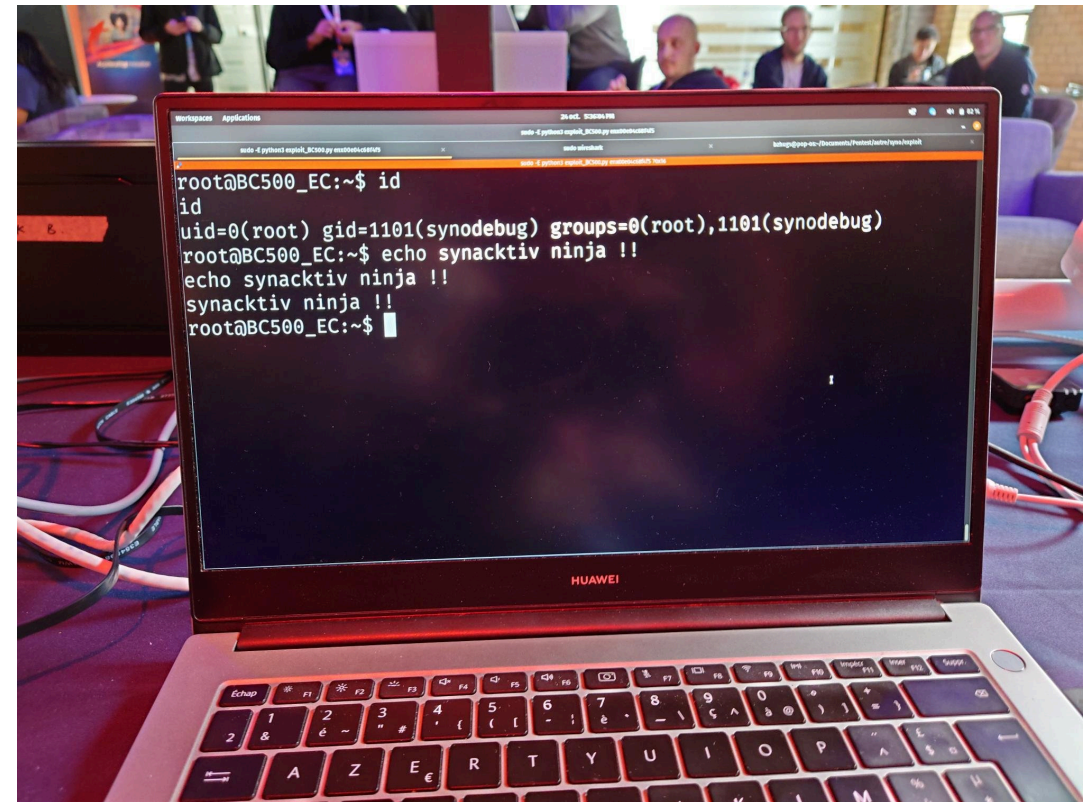
A Case Study from Pwn2Own Ireland 2024

# Whoami?

- Baptiste MOINE (@Creased\_)
- **Security researcher** at Synacktiv (VR/RE)
- Company specialized in offensive security: **penetration testing, reverse engineering**, software development, trainings, etc.
- Around **190 experts** over 6 offices in France (Lille, Paris, Rennes, Toulouse Lyon and Bordeaux)
- **We are recruiting!**

# Pwn2Own 2023 Recap

- Synology BC500 camera
- 3-bug chain: authentication bypass + firmware downgrade + command injection
- Command injection patched just before the competition
- \$15,000 and 3 Master of Pwn points
- CVE-2024-39350 and CVE-2024-39352



# Pwn2Own 2024

- Synology TC500 camera
- Announced on July 18, 2024
- Competition started on October 22, 2024

Target	Cash Prize	Master of Pwn Points
Lorex 2K Indoor Wi-Fi Security Camera	\$30,000 (USD)	3
Nest Cam (Indoor, Wired)	\$30,000 (USD)	3
Synology TC500	\$30,000 (USD)	3
Ubiquiti AI Bullet	\$30,000 (USD)	3
Arlo Pro 5S 2K	\$30,000 (USD)	3



# Synology TC500

## Product brief

- **4K Resolution**
- **AI-Powered:** Advanced motion detection & analytics
- **Weatherproof:** IP67-rated for outdoor use
- **Wide Coverage:** 110° field of view
- **PoE Support:** Simplified installation with Power over Ethernet
- **Integration:** Seamless with Synology Surveillance Station



# Synology TC500

Teardown

- Power Supply Board
- Infrared LED Matrix
- Main Board



# Synology TC500

Main board


- **Winbond W632GU6QB11I** DRAM 2Gb
- **Macronix MX35LF1GE4AB** Serial 1Gb NAND Flash
- **Novatek NT98560BG** ARM Cortex A9 SoC



# Synology TC500

## UART

- Communication protocol over serial bus
- Two lines:
  - **TX:** Grey
  - **RX:** Red
  - **GND:** Black

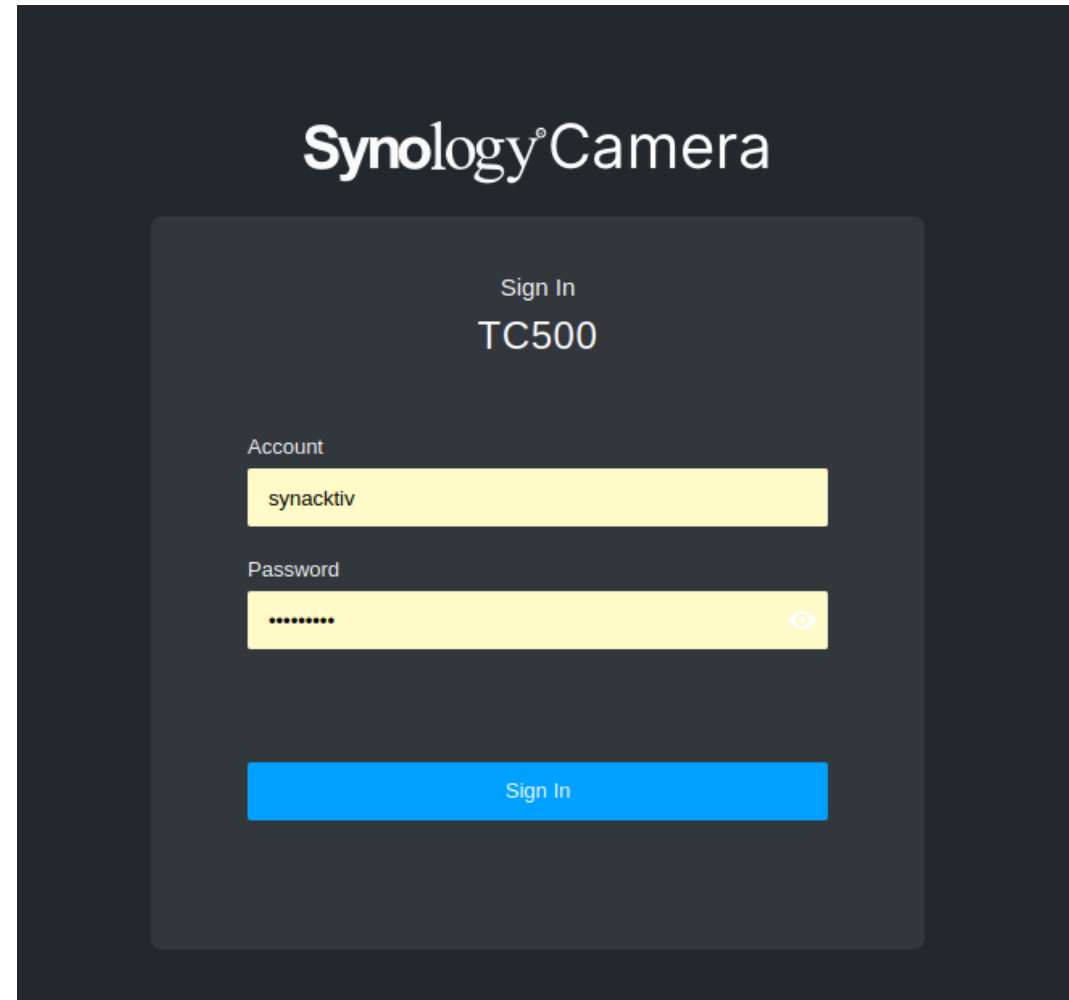




# Bug hunting

## Web server

- Based on CivetWeb
- Embedded C/C++ web server
- CGI and SSL support
- Most attack surfaces require authentication



# Bug hunting

## Firmware Extract

- Proprietary format
- Reverse engineering and unpacking with `kaitai`
- Contains the Linux kernel and the rootfs

```
object tree
- header [Header]
  format = 0.1.1
  version = 1.1.2-0416
  product = TC500
  hash = [79, 99, 93, 212, 141, 35, 45, 204, ...]
  size = 0x20EEFBA = 34533306
  partCount = 0x4 = 4
- scripts
  0 [Script]
    size = 0x1F4 = 500
    data = [120, 156, 125, 147, 81, 111, 218, 48, ...]
  1 [Script]
    size = 0x1D5 = 469
    data = [120, 156, 149, 81, 77, 111, 155, 64, ...]
- parts
  0 [Part]
    name = linux
    scriptSize = 0xC3 = 195
    dataSize = 0x238E4F = 2330191
    script = [120, 156, 141, 142, 177, 14, 130, 64, ...]
    data = [120, 156, 196, 188, 121, 56, 84, 237, ...]
  1 [Part]
    name = rootfs
    scriptSize = 0xDB = 219
    dataSize = 0x1EAEAD2 = 32172754
    script = [120, 156, 141, 142, 205, 110, 194, 48, ...]
    data = [120, 156, 236, 220, 103, 76, 148, 239, ...]
  2 [Part]
    name = loader
    scriptSize = 0x1A0 = 416
    dataSize = 0x5B12 = 23314
    script = [120, 156, 117, 146, 221, 110, 156, 48, ...]
    data = [120, 156, 236, 188, 121, 120, 83, 215, ...]
  3 [Part]
    name = fdtd
    scriptSize = 0x97 = 151
    dataSize = 0x12C1 = 4801
    script = [120, 156, 109, 141, 193, 14, 130, 48, ...]
    data = [120, 156, 205, 91, 107, 140, 36, 215, ...]
sig = [126, 192, 78, 144, 130, 17, 176, 76, ...]
```

# Bug hunting

## Emulation

- Using Docker, QEMU, and binfmt

```
FROM scratch
ADD rootfs.tar.gz /
CMD ["/bin/busybox", "sh"]
```

```
services:
  main:
    build: .
    ports:
      - 0.0.0.0:8088:80/tcp
    volumes:
      - ./share/:/host:rw
```

```
$ docker compose build
$ docker compose up -d
$ docker compose exec -- main sh

$ /etc/init.d/S50_IPcamApp

$ /etc/rc.d/rc1.d/S90webd stop
$ fuser -k 80/tcp
$ QEMU_GDB=4444 webd
```

# Bug hunting

## Fuzzing Monkey Testing

- Monkey testing with Burp
- Buffer overflow, command injection, etc.
- Nothing shown in Burp
- **But...**





# Bug overview

- **Blind format string**
- **ASLR, PIE and Full RELRO**
- **Limited size:** 128 bytes minus prefix (hostname)
- **Character filter:** [0x00-0x1F] forbidden

```
void mg_vsnprintf(const struct mg_connection *conn, int *truncated, char *buf, size_t buflen, const char *fmt, va_list ap) {
    // ...
    int n = vsnprintf(buf, buflen, fmt, ap);
    if ( n >= buflen ) {
        mg_cry(conn, "mg_vsnprintf", "truncating vsnprintf buffer: [%.*s]", (int)((buflen > 200) ? 200 : (buflen - 1)), buf);
        buf[n] = '\0';
    }
}

void mg_snprintf(const struct mg_connection *conn, int *truncated, char *buf, size_t buflen, const char *fmt, ...) {
    va_list ap;

    va_start(ap, fmt);
    mg_vsnprintf(conn, truncated, buf, buflen, fmt, ap);
}

void print_debug_msg(pthread_t thread_id, const char *fmt) {
    int i;

    if ( workerthreadcount > 0 ) {
        i = 0;
        do {
            if ( debug_table[i].tid == thread_id ) {
                mg_snprintf(0, 0, debug_table[i].buf, 0x80u, fmt); // Uncontrolled format string.
                debug_table[i].buf[strlen(fmt)] = 0;
            }
            ++i;
        } while ( i < workerthreadcount );
    }
}

void parse_http_request(struct mg_request_info *conn) {
    pthread_t tid;
    char buf[0x80];

    /* [...] */
    tid = pthread_self();
    /* [...] */
    memset(buf, 0, sizeof(buf));
    mg_snprintf(0, 0, buf, 0x80u, "%s%s", hostname, conn->request_uri); // Concat hostname to URI.
    if ( debug_table ) {
        print_debug_msg(tid, buf);
    }
    /* [...] */
}
```

# Format String 101

- `%X$n` : writes the number of characters printed so far into the memory address specified by the Xth argument
  - `%Xc` or `%Xu` : prints X characters and adds it to the character counter
  - `%X$c` : reads the value at the Xth argument position and adds it to the character counter
- 
- Load values from the stack
  - Modify the counter by adding a value
  - Write to memory locations pointed to on the stack

# Exploitation

## Arbitrary stack write

- **Locating a looping pointer and a stack pointer**
- **Overwriting the looping pointer** to point to the stack pointer
- **Overwriting the stack pointer** to point to the return address
- **Overwriting the return address**

1. Initial state

Offset	Value	
111	webd+0x28a5c	← Return address
...	...	
916	@916	← Looping pointer

2. Looping pointer overwritten

Offset	Value	
111	webd+0x28a5c	← Return address
...	...	
153	0x00000000	← Return address
...	...	
916	@924	← Return address
...	...	
924	@153	← Return address

3. Last pointer overwritten

Offset	Value	
111	webd+0x28a5c	← Return address
...	...	
916	@924	← Return address
...	...	
924	@111	← Return address



# Exploitation

Gaining code execution

- **Computing ROP gadget addresses** based on the return address value
- **Writing the ROP chain** to an unused stack space
- **Overwriting the return address** with a stack adjustment gadget

✓ This technique effectively bypasses ASLR and PIE

Offset	Value	
111	webd+0x28a5c	← Return address
...	...	
120	0x00000000	← Fake stack top
121	0x00000000	
122	0x00000000	
...	...	
916	@924	
...	...	
924	@120	

# Conclusion

- Impact: Synology TC500, BC500, and CC400W (1.1.1-0383 - 1.1.3-0442)
- **Patched 2 days before the competition**
- Still, it was a great challenge!

```
creased@relativity: ~/Documents/projects/SYNO/exploit 106x8
creased@relativity:~/Documents/projects/SYNO/exploit$ ./exploit.sh
[+] Crafting a double stack pointer...
[+] Building a fake stack...
[+] Overwriting PC...
[+] Woot!
creased@relativity:~/Documents/projects/SYNO/exploit$
user@p2o: ~ - 106x17
user@p2o:~ $ nc 192.168.13.2 23
Ncat: Connection refused.
user@p2o:~ $ nc 192.168.13.2 23
*****
TC500_C4 login: synodebug
synodebug
Password: synodebug
TC500_C4 Linux shell...
root@TC500_C4:~$ uname -a
uname -a
Linux TC500_C4 4.19.91 #1 PREEMPT Mon Jun 24 15:48:34 UTC 2024 armv7l GNU/Linux
root@TC500_C4:~$ id
id
uid=0(root) gid=1101(synodebug) groups=0(root),1101(synodebug)
root@TC500_C4:~$
```

 **SYNACKTIV**



<https://www.linkedin.com/company/synacktiv>



<https://twitter.com/synacktiv>



<https://synacktiv.com>